

External Quality Assessment Scheme

## Leucocyte count, Hemocue Round 1, 2023

### Specimens

Please find enclosed 1 whole blood sample S001, 2 mL.

### Caution

Quality control specimens derived from human blood must be handled with the same care as patient samples, i.e. as potential transmitters of serious diseases. The specimens are found to be HBsAg, HCVAb and HIVAgAb negative when tested with licensed reagents, but no known test method can offer complete assurance that the specimens will not transmit these or other infectious diseases.

### Examinations

B-Leuc

### Storage and use

If the measurement is not performed as soon as the sample arrives, store sample at refrigerator (+ 2... + 8 ° C). The sample must not freeze. If the sample is stored in a refrigerator, allow it to warm to room temperature for at least 15 minutes before analysing. Mix sample by gently swirling the tube between the palms until the sample is visually mixed. The mixing must not be so intense that foam is formed. Careful mixing is very important to get a reliable result. Open the cap and drop a drop of sample onto the water-repellent surface. Analyse as patient sample. Once opened, the sample is stable for 30 days if stored at + 2... + 8 ° C.

### Result reporting

Please enter the results and methods via LabScala (www.labscala.com). If you cannot find your instrument or reagent from the registry, please contact the EQA coordinator.

S001



2023-03-14

### INSTRUCTIONS

Product no. 4130  
LQ711723011/US

If the kit is incomplete or contains damaged specimens, please report immediately to [info@labquality.fi](mailto:info@labquality.fi)

---

The results should be reported no later than **March 28, 2023.**

---

### Inquiries

EQA Coordinator  
Iida Silvo  
[iida.silvo@labquality.fi](mailto:iida.silvo@labquality.fi)

### Labquality Oy

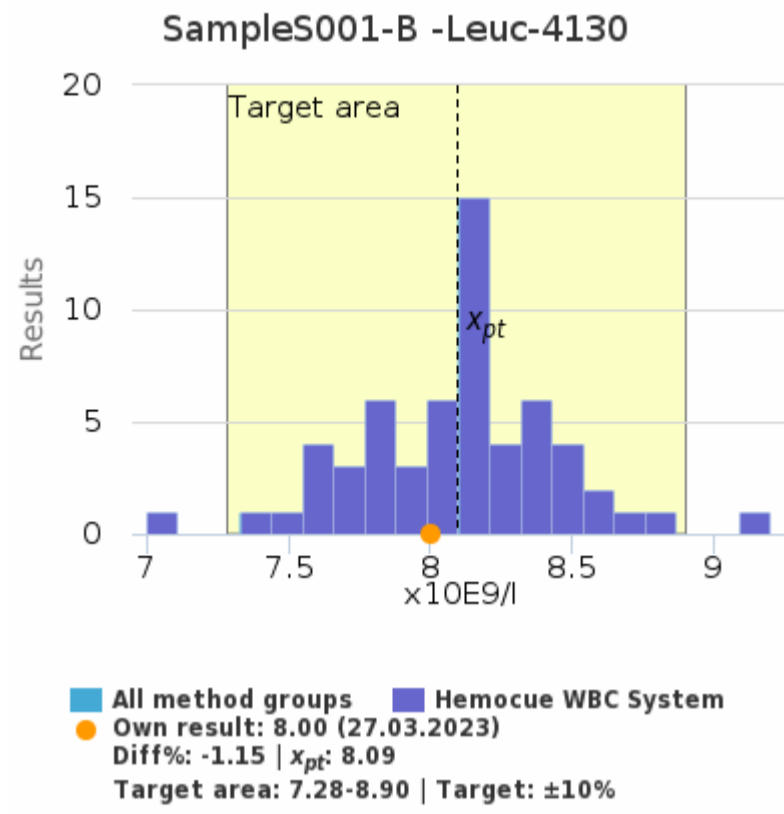
Kumpulantie 15  
FI-00520 HELSINKI  
Finland

Tel. + 358 9 8566 8200  
Fax + 358 9 8566 8280

[info@labquality.fi](mailto:info@labquality.fi)  
[www.labquality.com](http://www.labquality.com)

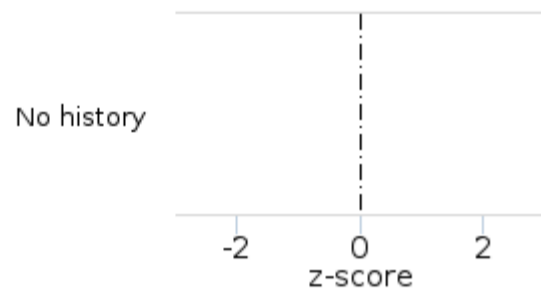


S001| B -Leuc |Hemocue WBC System



|                    | $x_{pt}$     | sd   | SEM  | CV% | n  |
|--------------------|--------------|------|------|-----|----|
| Hemocue WBC System | 8.09 x10E9/l | 0.38 | 0.05 | 4.7 | 59 |
| All methods        | 8.09 x10E9/l | 0.38 | 0.05 | 4.7 | 59 |

History



**Report info****Participants**

52 participants from 2 countries.

**Report info**

Your own result should be compared to others using the same method.

Assigned values ( $\bar{x}_p$ , target values) are means of the results where results deviating more than  $\pm 3$  standard deviation from the median are removed. The standard uncertainty ( $u$ ) of

the assigned value is reported as standard error of the mean (SEM). Additionally, if the measurement uncertainty of the target value is large an automatic text is printed on the report: "The uncertainty of the assigned value is not negligible, and evaluations could be affected."

In case the client's result is the only one in the method group, no assigned value will be calculated, no target area shown, and no statistics calculated. In case there are only a few results in the client's own method group, the result can be compared to all method mean or to a group that is similar to the own method.

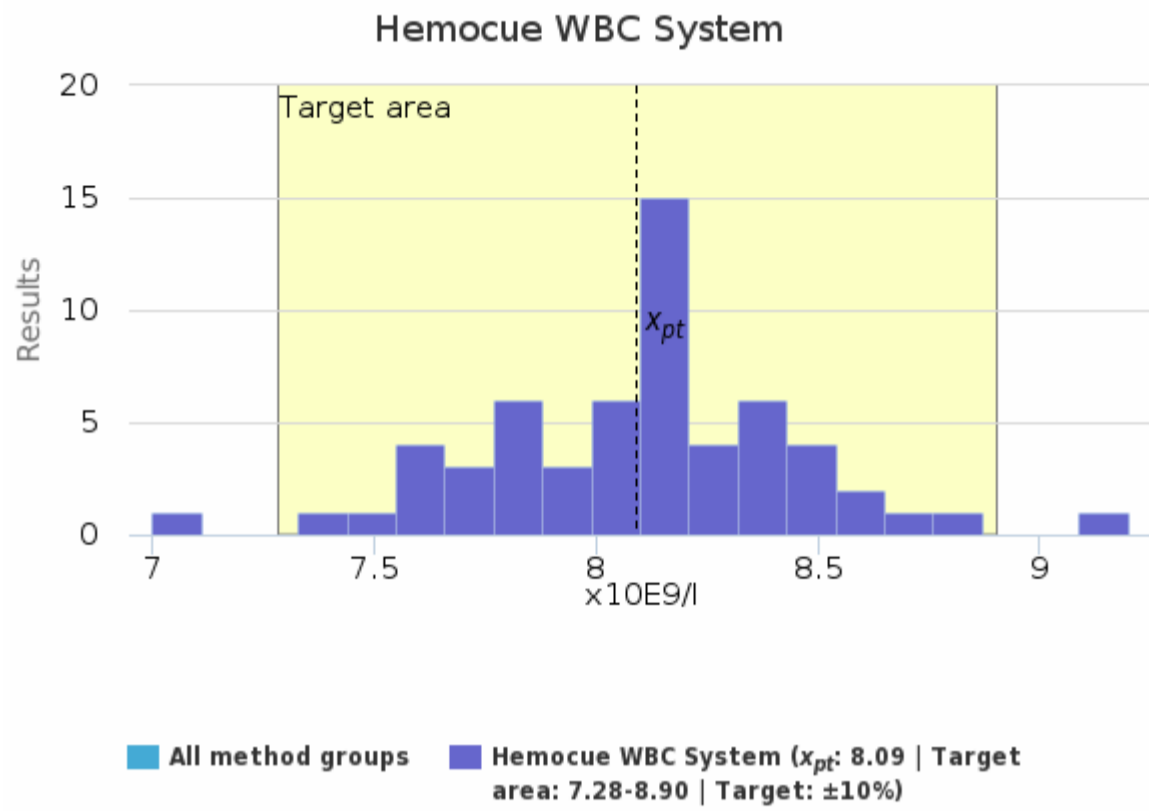
Results reported with  $<$  or  $>$  -signs cannot be included in the statistics.

For information on report interpretation and performance evaluation, please see the "EOAS Interpretation guidelines" LabScala User instructions (top right corner ?Help link).

Sample S001 | B -Leuc, x10E9/l

| Methodics          | $x_{pt}$    | Median      | sd          | CV%        | SEM         | min         | max         | Outliers | n         |
|--------------------|-------------|-------------|-------------|------------|-------------|-------------|-------------|----------|-----------|
| Hemocue WBC System | 8.09        | 8.10        | 0.38        | 4.7        | 0.05        | 7.00        | 9.20        | -        | 59        |
| <b>All</b>         | <b>8.09</b> | <b>8.10</b> | <b>0.38</b> | <b>4.7</b> | <b>0.05</b> | <b>7.00</b> | <b>9.20</b> | -        | <b>59</b> |

Sample S001 | B -Leuc, x10E9/l| histogram summaries in LabScala



**Report info****Participants**

52 participants from 2 countries.

**Report info**

Your own result should be compared to others using the same method.

Assigned values ( $\bar{x}_p$ , target values) are means of the results where results deviating more than  $\pm 3$  standard deviation from the median are removed. The standard uncertainty ( $u$ ) of

the assigned value is reported as standard error of the mean (SEM). Additionally, if the measurement uncertainty of the target value is large an automatic text is printed on the report: "The uncertainty of the assigned value is not negligible, and evaluations could be affected."

In case the client's result is the only one in the method group, no assigned value will be calculated, no target area shown, and no statistics calculated. In case there are only a few results in the client's own method group, the result can be compared to all method mean or to a group that is similar to the own method.

Results reported with  $<$  or  $>$  -signs cannot be included in the statistics.

For information on report interpretation and performance evaluation, please see the "EOAS Interpretation guidelines" LabScala User instructions (top right corner ?Help link).

External Quality Assessment Scheme

## Leucocyte count, Hemocue Round 1, 2023

### Specimens

Sample S001 (LQ711723011) was blood suspension.

Based on the previous tests and the results of this round, the samples are homogeneous, stable and suitable for the external quality assessment scheme.

The materials were sent without temperature control packaging.

### Report info

Please see the description of the data analysis on the last page of the laboratory-specific histograms and Numerical Summary reports. It is important to read the Final report first, because it contains important information of the samples and results in each round.

### Comments – EQA Coordinator

In this round, the sample represented a normal leucocyte level sample, the mean of all results was  $8.09 \times 10^9/L$ . The CV of the results was 4.7%. With the exception of two results, all results were within the target range.

Result outside acceptable limits

- Please read the meter and strip manual.
- Check that the strips / reagents included in the device are correct and the device is in working order. Check your measurement technique.
- Check and replace strips / reagents that are outdated, wetted, or stored, for example, at the wrong temperature.
- The device's own or unit's internal controls should be used regularly as instructed by the meter manufacturer / laboratory.
- Contact the person in charge at the support laboratory or the device manufacturer.

### End of report

2023-03-29

### FINAL REPORT

Product no. 4130

|              |            |
|--------------|------------|
| Samples sent | 2023-03-14 |
| Round closed | 2023-03-28 |
| Final report | 2023-03-29 |

### Request for correction

Typing errors in laboratory's result forms are on laboratory's responsibility. Labquality accepts responsibility only for result processing. Requests must be notified by writing within three weeks from the date of this letter.

### Authorized by

EQA Coordinator  
Iida Silvo  
iida.silvo@labquality.fi

### Expert

MD, Ph.D. Specialist in Clinical  
Chemistry  
Anna Lempiäinen

### Labquality Oy

Kumpulantie 15  
FI-00520 HELSINKI  
Finland

Tel. + 358 9 8566 8200

Fax + 358 9 8566 8280

info@labquality.fi

www.labquality.com

