

External Quality Assessment Scheme

Varicella-zoster virus, antibodies Round 1, 2023

Specimens

Please find enclosed 3 human plasma or serum samples S001, S002 and S003, each 0.5 mL.

Caution

Quality control specimens derived from human blood must be handled with the same care as patient samples, i.e. as potential transmitters of serious diseases. The specimens are found to be HBsAg, HCVAb and HIVAgAb negative when tested with licensed reagents, but no known test method can offer complete assurance that the specimens will not transmit these or other infectious diseases.

Examinations

VZVAb
VZVAbG
VZVAbM
Clinical interpretation

Storage and use

After arrival, the samples should be stored at +2...8 °C, and used as soon as possible, preferably within a week. The samples are ready for use. Analyse as patient samples.

Result reporting

Please enter the results and methods via LabScala (www.labscala.com). If you cannot find your instrument or reagent from the registry, please contact the EQA Coordinator. All reported examinations will be scored.

S001



S002



S003



2023-01-24

INSTRUCTIONS

Product no. 5665
LQ774623011-013/FI

Subcontracting: Sample pretesting

If the kit is incomplete or contains damaged specimens, please report immediately to info@labquality.fi.

The results should be reported no later than **February 16, 2023.**

The expected results of the round are published in LabScala in the View Reports section by February 20, 2023.

Inquiries

EQA Coordinator
Mira Saarinen
mira.h.saarinen@labquality.fi

Labquality Oy

Kumpulantie 15
FI-00520 HELSINKI
Finland

Tel. + 358 9 8566 8200
Fax + 358 9 8566 8280

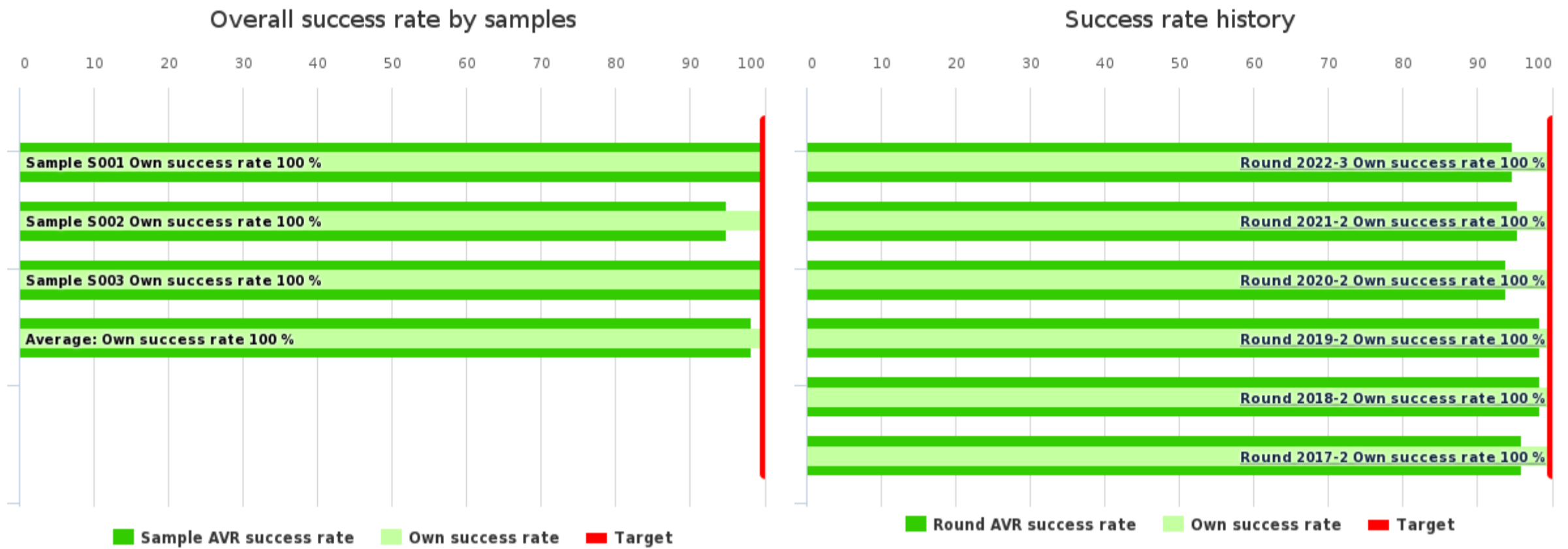
info@labquality.fi
www.labquality.com



Client report

	No of participants	No of responded participants	Response percentage
Varicella-zoster virus, antibodies, February, 1-2023	59	58	98.3 %

Summary

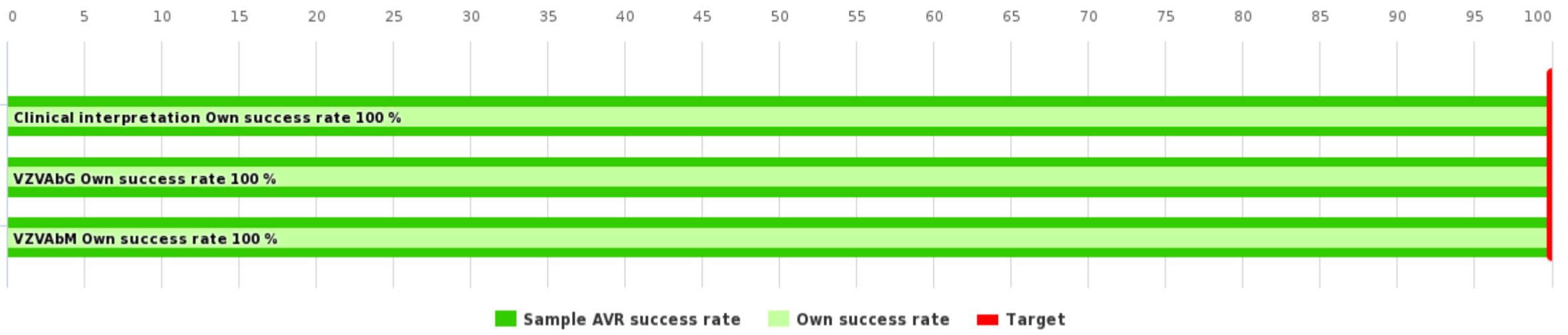


Summary	Own score	Max score	Own success rate	Difference	AVR success rate
Sample S001	8	8	100 %	0 %	100 %
Sample S002	8	8	100 %	5.1 %	94.9 %
Sample S003	8	8	100 %	0 %	100 %
Average:			100 %	1.7 %	98.3 %

History	Test nr.	Own success rate	Difference	AVR success rate
Round 2022-3	1-1	100 %	5.2 %	94.8 %
Round 2021-2	1-1	100 %	4.6 %	95.4 %
Round 2020-2	1-1	100 %	6.2 %	93.8 %
Round 2019-2	1-1	100 %	1.5 %	98.5 %
Round 2018-2	1-1	100 %	1.6 %	98.4 %
Round 2017-2	1-1	100 %	4 %	96 %

Sample S001

Sample S001 success rate



Sample S001 results	Responded	Own score	Max score	Own success rate	Difference	AVR success rate	Count
	Clinical interpretation	4	4	100 %	0 %	100 %	64
	VZVAbG	2	2	100 %	0 %	100 %	64
	VZVAbM	2	2	100 %	0 %	100 %	47
	Total:	8	8	100 %	0 %	100 %	175

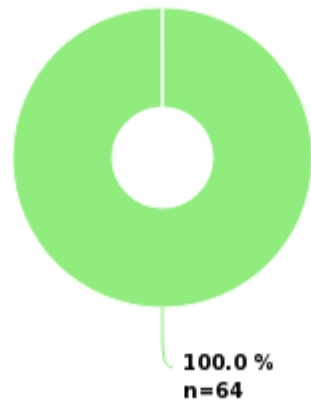
Sample S001 Clinical interpretation



■ Old immunity or vaccinated
■ Laboratory does not give clinical interpretation

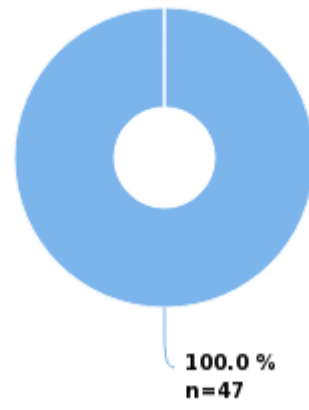
Clinical interpretation	Interpretation	Further action	Interpretation count	Further action count	Own score	Max score	Own success rate	Difference	AVR success rate
	<input checked="" type="radio"/> Old immunity or vaccinated		43		4	4	100 %	0 %	100 %
		Referred to confirmation		2	-	-			
	Laboratory does not give clinical interpretation		21		-				-
	Total:		64		4	4	100 %	0 %	100 %

Sample S001 VZVAbG



Positive

Sample S001 VZVAbM



Negative

OWN DEVICE: LIAISON XL

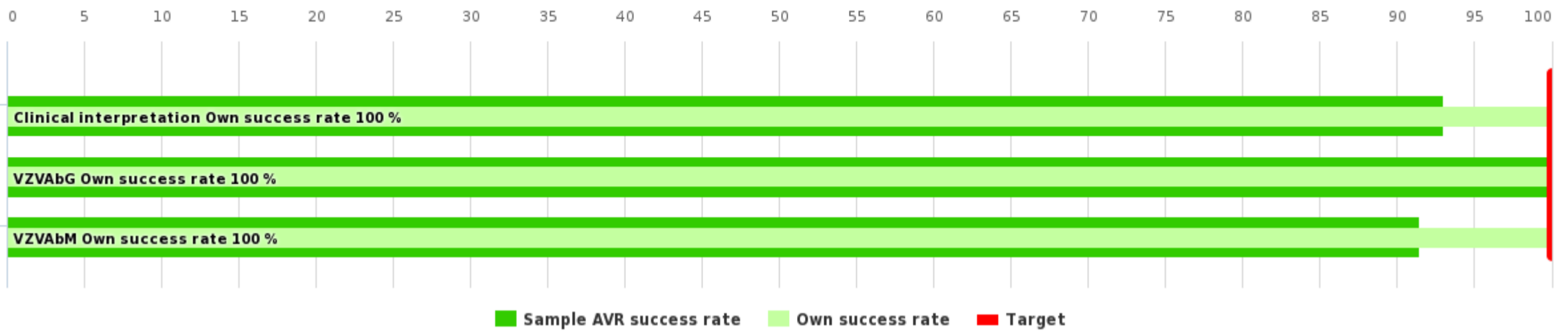
VZVAbG	Interpretation	Method	Interpretation count	Method count	Own score	Max score	Own success rate	Difference	AVR success rate
	<input checked="" type="radio"/> Positive		64		2	2	100 %	0 %	100 %
		Bio-Rad, BioPlex 2200 MMV IgG		2					
		Bio-Rad, Platelia IgG		3					
		bioMerieux, Vidas		8					
		<input checked="" type="radio"/> DiaSorin, Liaison IgG		32					
		Euroimmun, ELISA IgG		5					
		In-house, EIA/ELISA		3					
		NovaTec, VZV IgG		3					
		Orgentec, Alegria IgG		3					
		TestLine, VZV IgG EIA		1					
		Vircell VirClia VZV IgG		1					
		Vircell VZV ELISA		1					
		Virion\Serion, VZV ELISA		2					
	Total:		64		2	2	100 %	0 %	100 %

OWN DEVICE: LIAISON XL

VZVAbM	Interpretation	Method	Interpretation count	Method count	Own score	Max score	Own success rate	Difference	AVR success rate
	<input checked="" type="radio"/> Negative		47		2	2	100 %	0 %	100 %
		Bio-Rad, Platelia IgM		3					
		<input checked="" type="radio"/> DiaSorin, Liaison IgM		27					
		Diesse, Enzywell IgM		2					
		Euroimmun, ELISA IgM		4					
		In-house, EIA/ELISA		2					
		NovaTec, VZV IgM		3					
		Orgentec, Alegria IgM		2					
		TestLine, VZV IgM EIA		1					
		Vircell VirClia VZV IgM		1					
		Vircell VZV ELISA		1					
		Virion\Serion, VZV ELISA		1					
	Total:		47		2	2	100 %	0 %	100 %

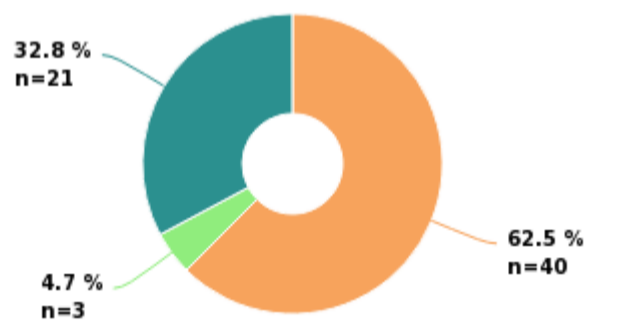
Sample S002

Sample S002 success rate



Sample S002 results	Responded	Own score	Max score	Own success rate	Difference	AVR success rate	Count
	Clinical interpretation	4	4	100 %	7 %	93 %	64
	VZVAbG	2	2	100 %	0 %	100 %	64
	VZVAbM	2	2	100 %	8.5 %	91.5 %	47
	Total:	8	8	100 %	5.1 %	94.9 %	175

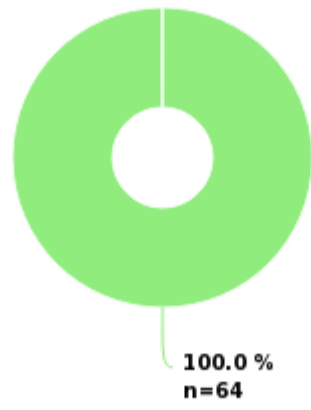
Sample S002 Clinical interpretation



■ Old immunity or vaccinated
■ Acute/recent infection
■ Laboratory does not give clinical interpretation

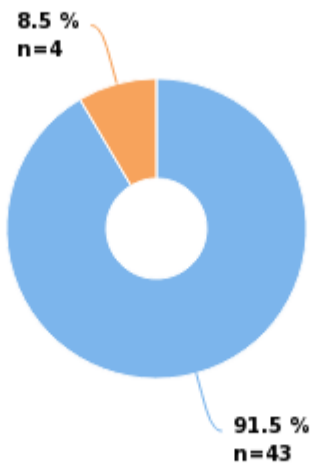
Clinical interpretation	Interpretation	Further action	Interpretation count	Further action count	Own score	Max score	Own success rate	Difference	AVR success rate
	<input checked="" type="radio"/> Old immunity or vaccinated		40		4	4	100 %	0 %	100 %
		Referred to confirmation		1	-	-			
		Referred to confirmation and a new sample is requested		1	-	-			
	Acute/recent infection		3		-	-			0 %
		New sample is requested		1	-	-			
		Referred to confirmation and a new sample is requested		1	-	-			
	Laboratory does not give clinical interpretation		21		-	-			-
	Total:		64		4	4	100 %	7 %	93 %

Sample S002 VZVAbG



Positive

Sample S002 VZVAbM



Negative Borderline

OWN DEVICE: LIAISON XL

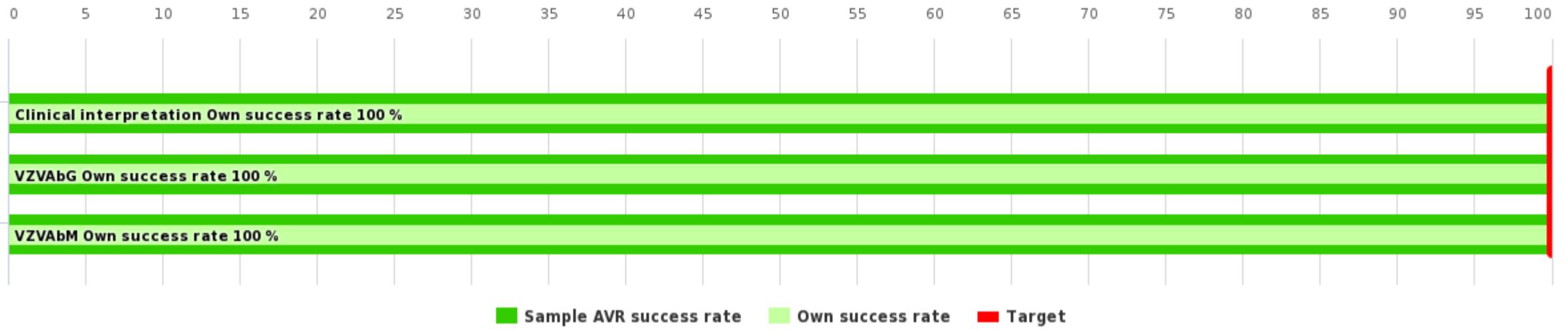
VZVAbG	Interpretation	Method	Interpretation count	Method count	Own score	Max score	Own success rate	Difference	AVR success rate
	<input checked="" type="radio"/> Positive		64		2	2	100 %	0 %	100 %
		Bio-Rad, BioPlex 2200 MMV IgG		2					
		Bio-Rad, Platelia IgG		3					
		bioMerieux, Vidas		8					
		<input checked="" type="radio"/> DiaSorin, Liaison IgG		32					
		Euroimmun, ELISA IgG		5					
		In-house, EIA/ELISA		3					
		NovaTec, VZV IgG		3					
		Orgentec, Alegria IgG		3					
		TestLine, VZV IgG EIA		1					
		Vircell VirClia VZV IgG		1					
		Vircell VZV ELISA		1					
		Virion\Serion, VZV ELISA		2					
	Total:		64		2	2	100 %	0 %	100 %

OWN DEVICE: LIAISON XL

VZVAbM	Interpretation	Method	Interpretation count	Method count	Own score	Max score	Own success rate	Difference	AVR success rate
	<input checked="" type="radio"/> Negative		43		2	2	100 %	0 %	100 %
		Bio-Rad, Platelia IgM		3					
		<input checked="" type="radio"/> DiaSorin, Liaison IgM		27					
		Diesse, Enzywell IgM		2					
		Euroimmun, ELISA IgM		3					
		In-house, EIA/ELISA		1					
		NovaTec, VZV IgM		1					
		Orgentec, Alegria IgM		2					
		TestLine, VZV IgM EIA		1					
		Vircell VirClia VZV IgM		1					
		Vircell VZV ELISA		1					
		Virion\Serion, VZV ELISA		1					
	Borderline		4		-				0 %
		Euroimmun, ELISA IgM		1					
		In-house, EIA/ELISA		1					
		NovaTec, VZV IgM		2					
	Total:		47		2	2	100 %	8.5 %	91.5 %

Sample S003

Sample S003 success rate



Sample S003 results	Responded	Own score	Max score	Own success rate	Difference	AVR success rate	Count
	Clinical interpretation	4	4	100 %	0 %	100 %	64
	VZVAbG	2	2	100 %	0 %	100 %	64
	VZVAbM	2	2	100 %	0 %	100 %	47
	Total:	8	8	100 %	0 %	100 %	175

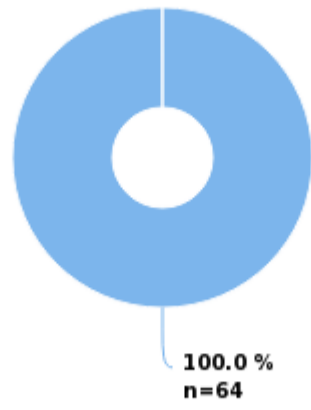
Sample S003 Clinical interpretation



■ No detectable antibodies (IgG and IgM)
■ Laboratory does not give clinical interpretation

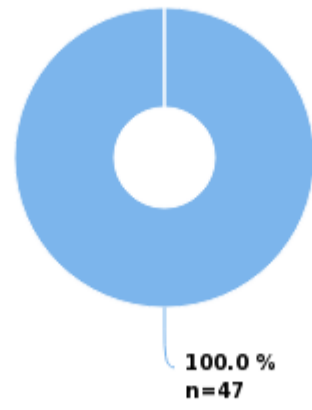
Clinical interpretation	Interpretation	Further action	Interpretation count	Further action count	Own score	Max score	Own success rate	Difference	AVR success rate
	<input checked="" type="radio"/> No detectable antibodies (IgG and IgM)		44		4	4	100 %	0 %	100 %
		Referred to confirmation and a new sample is requested		1	-	-			
		New sample is requested		1	-	-			
		Referred to confirmation		1	-	-			
	Laboratory does not give clinical interpretation		20		-				-
		New sample is requested		1	-	-			
	Total:		64		4	4	100 %	0 %	100 %

Sample S003 VZVAbG



■ Negative

Sample S003 VZVAbM



■ Negative

OWN DEVICE: LIAISON XL

VZVAbG	Interpretation	Method	Interpretation count	Method count	Own score	Max score	Own success rate	Difference	AVR success rate
	<input checked="" type="radio"/> Negative		64		2	2	100 %	0 %	100 %
		Bio-Rad, BioPlex 2200 MMV IgG		2					
		Bio-Rad, Platelia IgG		3					
		bioMerieux, Vidas		8					
		<input checked="" type="radio"/> DiaSorin, Liaison IgG		32					
		Euroimmun, ELISA IgG		5					
		In-house, EIA/ELISA		3					
		NovaTec, VZV IgG		3					
		Orgentec, Alegria IgG		3					
		TestLine, VZV IgG EIA		1					
		Vircell VirClia VZV IgG		1					
		Vircell VZV ELISA		1					
		Virion\Serion, VZV ELISA		2					
	Total:		64		2	2	100 %	0 %	100 %

OWN DEVICE: LIAISON XL

VZVAbM	Interpretation	Method	Interpretation count	Method count	Own score	Max score	Own success rate	Difference	AVR success rate
	<input checked="" type="radio"/> Negative		47		2	2	100 %	0 %	100 %
		Bio-Rad, Platelia IgM		3					
		<input checked="" type="radio"/> DiaSorin, Liaison IgM		27					
		Diesse, Enzywell IgM		2					
		Euroimmun, ELISA IgM		4					
		In-house, EIA/ELISA		2					
		NovaTec, VZV IgM		3					
		Orgentec, Alegria IgM		2					
		TestLine, VZV IgM EIA		1					
		Vircell VirClia VZV IgM		1					
		Vircell VZV ELISA		1					
		Virion\Serion, VZV ELISA		1					
	Total:		47		2	2	100 %	0 %	100 %

Report Info

PARTICIPANTS

Altogether 59 laboratories from 21 countries participated in this EQA round.

REPORT INFO

The results are divided into groups according to the method stated by the laboratory and presented in laboratory-specific tables. Accepted results are marked with green color and laboratory's own result with a black radio button . In the scoring report you will find summaries of overall success rate and sample specific success rates (%). Sample specific interpretations are shown in pie diagrams as percentages and the total interpretation and methodic counts in the tables. If you have not reported any results you will get a note: "You have not responded in time, only global report is available."

For information on report interpretation and performance evaluation, please see the "EQAS Interpretation guidelines" in LabScala User instructions. In case you have any questions regarding the reports, please contact the EQA Coordinator.

SCORING

The round is scored based on test results and clinical interpretations when 60% or more of the participants report the expected result and when at least three results are reported.

The following general rules are applied:

Correct/expected test result 2/2 points
False/deviating test result 0/2 points
Correct/expected clinical interpretation 4/4 points
False/deviating clinical interpretation 0/4 points

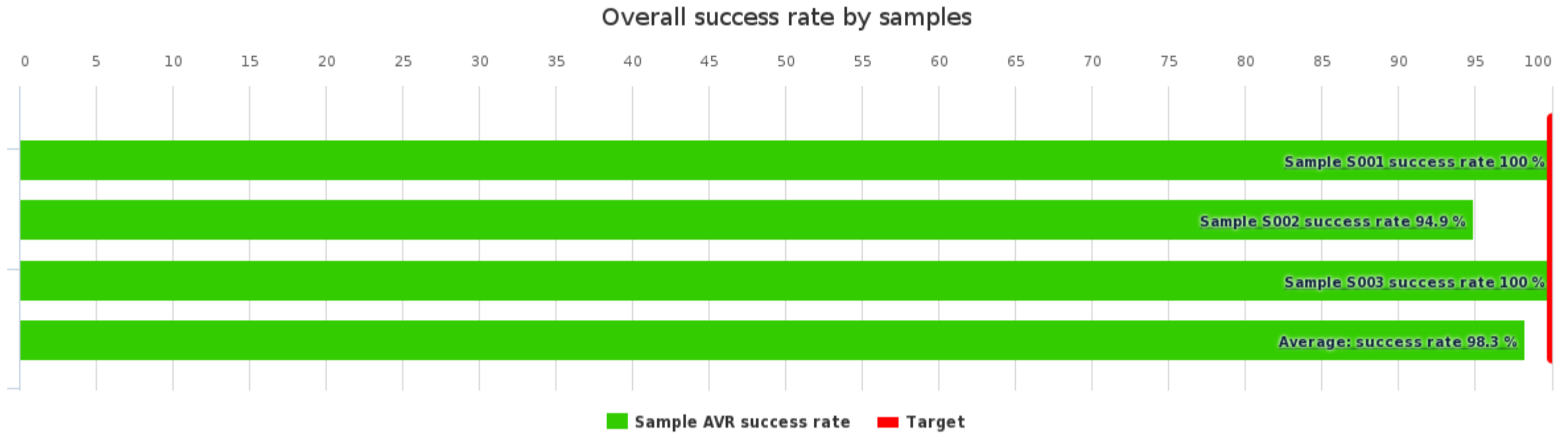
The performance of the laboratory is assessed by the Own success rate (%). The target is 100%. The examination-specific scores obtained by the laboratory in the round are converted to Own success rate per sample (scores/maximum scores*100). The Laboratory's Own success rate is the average of the sample success rates.

The success rate for the entire round (AVR success rate) is calculated from the total number of scores given to the results per sample (all scores/maximum scores*100). The AVG success rate of the entire round is the average of the sample success rates. The difference in the Laboratory's Own success rate (%) to the corresponding numbers for the entire round is shown in the table.

GLOBAL REPORT

	No of participants	No of responded participants	Response percentage
Varicella-zoster virus, antibodies, February, 1-2023	59	58	98.3 %

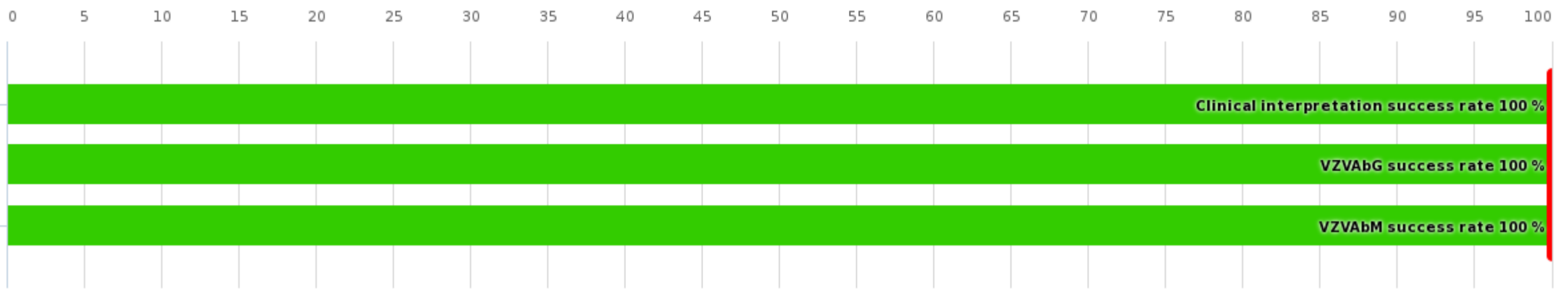
Summary



Summary	AVR success rate
Sample S001	100 %
Sample S002	94.9 %
Sample S003	100 %
Average:	98.3 %

Sample S001

Sample S001 success rate



Sample S001 results	Responded	AVR success rate	Count
	Clinical interpretation	100 %	64
	VZVAbG	100 %	64
	VZVAbM	100 %	47
	Total:	100 %	175

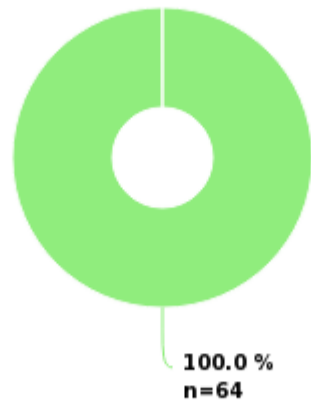
Sample S001 Clinical interpretation



■ Old immunity or vaccinated
■ Laboratory does not give clinical interpretation

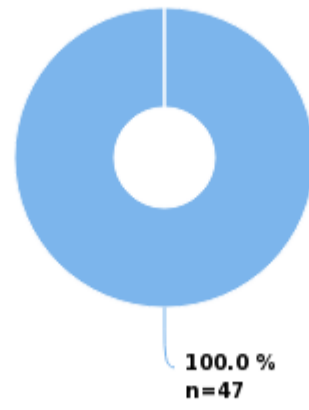
Clinical interpretation	Interpretation	Further action	Interpretation count	Further action count	AVR success rate	Interpretation Score	Further action Score
	Old immunity or vaccinated		43		100 %	4	
		Referred to confirmation		2	-		-
	Laboratory does not give clinical interpretation		21		-	-	
	Total:		64		100 %		

Sample S001 VZVAbG



■ Positive

Sample S001 VZVAbM



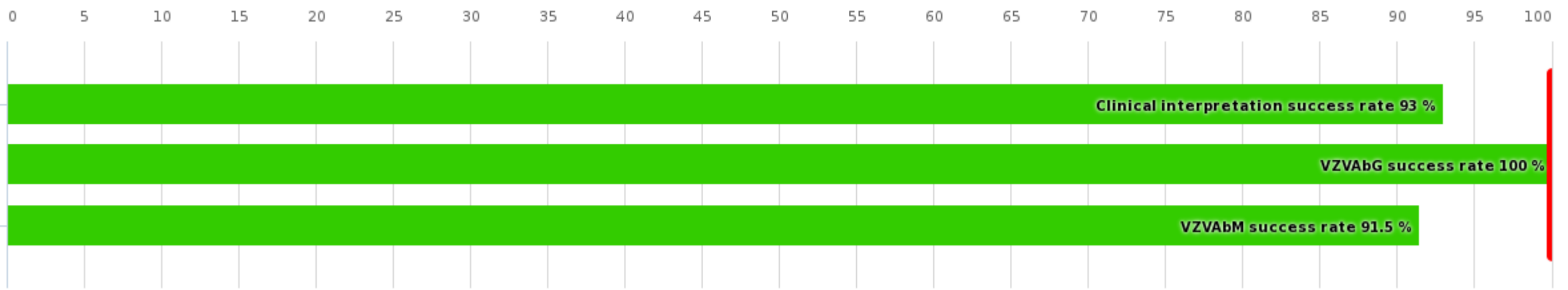
■ Negative

VZVAbG	Interpretation	Method	Interpretation count	Method count	AVR success rate	Interpretation Score
	Positive		64		100 %	2
		Bio-Rad, BioPlex 2200 MMV IgG		2		
		Bio-Rad, Platelia IgG		3		
		bioMerieux, Vidas		8		
		DiaSorin, Liaison IgG		32		
		Euroimmun, ELISA IgG		5		
		In-house, EIA/ELISA		3		
		NovaTec, VZV IgG		3		
		Orgentec, Alegria IgG		3		
		TestLine, VZV IgG EIA		1		
		Vircell VirClia VZV IgG		1		
		Vircell VZV ELISA		1		
		Virion\Serion, VZV ELISA		2		
	Total:		64		100 %	

VZVAbM	Interpretation	Method	Interpretation count	Method count	AVR success rate	Interpretation Score
	Negative		47		100 %	2
		Bio-Rad, Platelia IgM		3		
		DiaSorin, Liaison IgM		27		
		Diesse, Enzywell IgM		2		
		Euroimmun, ELISA IgM		4		
		In-house, EIA/ELISA		2		
		NovaTec, VZV IgM		3		
		Orgentec, Alegria IgM		2		
		TestLine, VZV IgM EIA		1		
		Vircell VirClia VZV IgM		1		
		Vircell VZV ELISA		1		
		Virion\Serion, VZV ELISA		1		
	Total:		47		100 %	

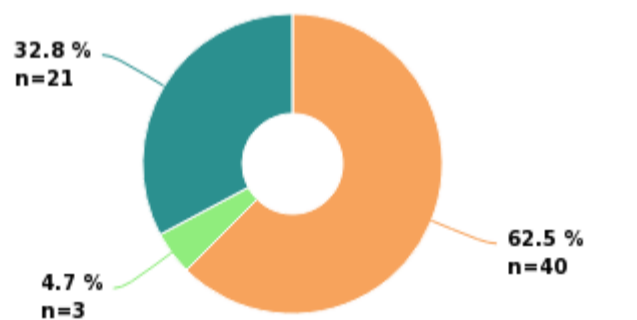
Sample S002

Sample S002 success rate



Sample S002 results	Responded	AVR success rate	Count
	Clinical interpretation	93 %	64
	VZVAbG	100 %	64
	VZVAbM	91.5 %	47
	Total:	94.9 %	175

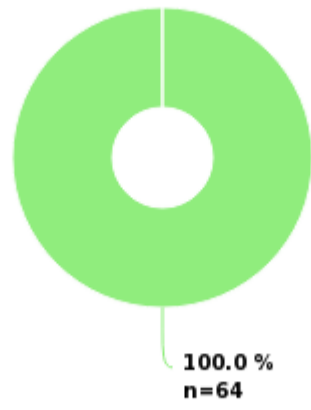
Sample S002 Clinical interpretation



■ Old immunity or vaccinated
■ Acute/recent infection
■ Laboratory does not give clinical interpretation

Clinical interpretation	Interpretation	Further action	Interpretation count	Further action count	AVR success rate	Interpretation Score	Further action Score
	Old immunity or vaccinated		40		100 %	4	
		Referred to confirmation		1	-		-
		Referred to confirmation and a new sample is requested		1	-		-
	Acute/recent infection		3		0 %	0	
		New sample is requested		1	-		-
		Referred to confirmation and a new sample is requested		1	-		-
	Laboratory does not give clinical interpretation		21		-	-	
	Total:		64		93 %		

Sample S002 VZVAbG



■ Positive

Sample S002 VZVAbM



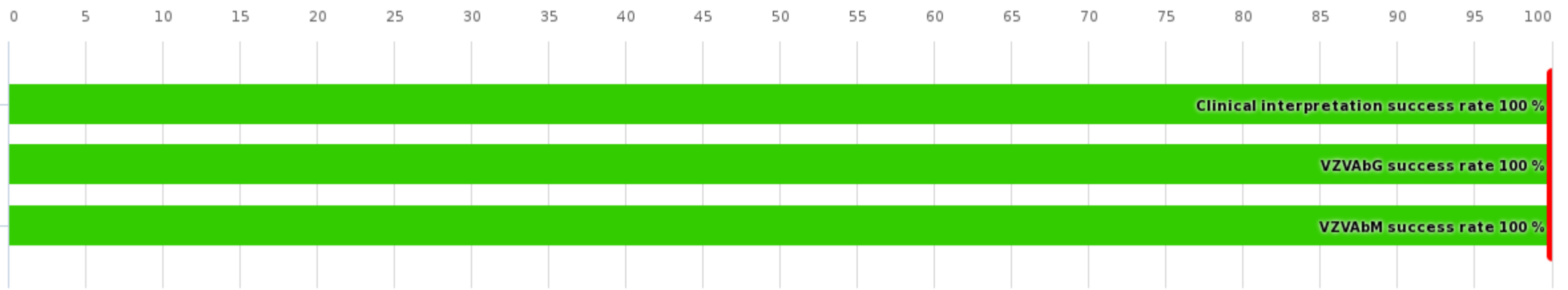
■ Negative ■ Borderline

VZVAbG	Interpretation	Method	Interpretation count	Method count	AVR success rate	Interpretation Score
	Positive		64		100 %	2
		Bio-Rad, BioPlex 2200 MMV IgG		2		
		Bio-Rad, Platelia IgG		3		
		bioMerieux, Vidas		8		
		DiaSorin, Liaison IgG		32		
		Euroimmun, ELISA IgG		5		
		In-house, EIA/ELISA		3		
		NovaTec, VZV IgG		3		
		Orgentec, Alegria IgG		3		
		TestLine, VZV IgG EIA		1		
		Vircell VirClia VZV IgG		1		
		Vircell VZV ELISA		1		
		Virion\Serion, VZV ELISA		2		
	Total:		64		100 %	

VZVAbM	Interpretation	Method	Interpretation count	Method count	AVR success rate	Interpretation Score
	Negative		43		100 %	2
		Bio-Rad, Platelia IgM		3		
		DiaSorin, Liaison IgM		27		
		Diesse, Enzywell IgM		2		
		Euroimmun, ELISA IgM		3		
		In-house, EIA/ELISA		1		
		NovaTec, VZV IgM		1		
		Orgentec, Alegria IgM		2		
		TestLine, VZV IgM EIA		1		
		Vircell VirClia VZV IgM		1		
		Vircell VZV ELISA		1		
		Virion\Serion, VZV ELISA		1		
	Borderline		4		0 %	0
		Euroimmun, ELISA IgM		1		
		In-house, EIA/ELISA		1		
		NovaTec, VZV IgM		2		
	Total:		47		91.5 %	

Sample S003

Sample S003 success rate



Sample S003 results	Responded	AVR success rate	Count
	Clinical interpretation	100 %	64
	VZVAbG	100 %	64
	VZVAbM	100 %	47
	Total:	100 %	175

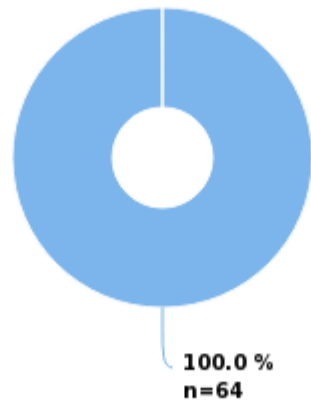
Sample S003 Clinical interpretation



■ No detectable antibodies (IgG and IgM)
■ Laboratory does not give clinical interpretation

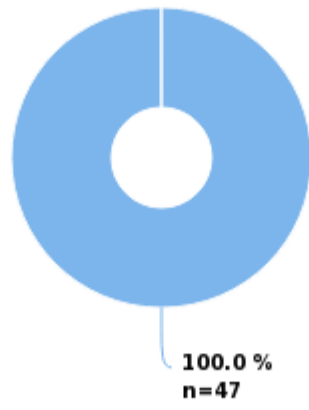
Clinical interpretation	Interpretation	Further action	Interpretation count	Further action count	AVR success rate	Interpretation Score	Further action Score
	No detectable antibodies (IgG and IgM)		44		100 %	4	
		Referred to confirmation and a new sample is requested		1	-		-
		New sample is requested		1	-		-
		Referred to confirmation		1	-		-
	Laboratory does not give clinical interpretation		20		-	-	
		New sample is requested		1	-		-
	Total:		64		100 %		

Sample S003 VZVAbG



■ Negative

Sample S003 VZVAbM



■ Negative

VZVAbG	Interpretation	Method	Interpretation count	Method count	AVR success rate	Interpretation Score
	Negative		64		100 %	2
		Bio-Rad, BioPlex 2200 MMV IgG		2		
		Bio-Rad, Platelia IgG		3		
		bioMerieux, Vidas		8		
		DiaSorin, Liaison IgG		32		
		Euroimmun, ELISA IgG		5		
		In-house, EIA/ELISA		3		
		NovaTec, VZV IgG		3		
		Orgentec, Alegria IgG		3		
		TestLine, VZV IgG EIA		1		
		Vircell VirClia VZV IgG		1		
		Vircell VZV ELISA		1		
		Virion\Serion, VZV ELISA		2		
	Total:		64		100 %	

VZVAbM	Interpretation	Method	Interpretation count	Method count	AVR success rate	Interpretation Score
	Negative		47		100 %	2
		Bio-Rad, Platelia IgM		3		
		DiaSorin, Liaison IgM		27		
		Diesse, Enzywell IgM		2		
		Euroimmun, ELISA IgM		4		
		In-house, EIA/ELISA		2		
		NovaTec, VZV IgM		3		
		Orgentec, Alegria IgM		2		
		TestLine, VZV IgM EIA		1		
		Vircell VirClia VZV IgM		1		
		Vircell VZV ELISA		1		
		Virion\Serion, VZV ELISA		1		
	Total:		47		100 %	

Report Info

PARTICIPANTS

Altogether 59 laboratories from 21 countries participated in this EQA round.

REPORT INFO

The results are divided into groups according to the method stated by the laboratory and presented in laboratory-specific tables. Accepted results are marked with green color and laboratory's own result with a black radio button . In the scoring report you will find summaries of overall success rate and sample specific success rates (%). Sample specific interpretations are shown in pie diagrams as percentages and the total interpretation and methodic counts in the tables. If you have not reported any results you will get a note: "You have not responded in time, only global report is available."

For information on report interpretation and performance evaluation, please see the "EQAS Interpretation guidelines" in LabScala User instructions. In case you have any questions regarding the reports, please contact the EQA Coordinator.

SCORING

The round is scored based on test results and clinical interpretations when 60% or more of the participants report the expected result and when at least three results are reported.

The following general rules are applied:

Correct/expected test result 2/2 points
False/deviating test result 0/2 points
Correct/expected clinical interpretation 4/4 points
False/deviating clinical interpretation 0/4 points

The performance of the laboratory is assessed by the Own success rate (%). The target is 100%. The examination-specific scores obtained by the laboratory in the round are converted to Own success rate per sample (scores/maximum scores*100). The Laboratory's Own success rate is the average of the sample success rates.

The success rate for the entire round (AVR success rate) is calculated from the total number of scores given to the results per sample (all scores/maximum scores*100). The AVG success rate of the entire round is the average of the sample success rates. The difference in the Laboratory's Own success rate (%) to the corresponding numbers for the entire round is shown in the table.

External Quality Assessment Scheme

Varicella-zoster, antibodies Round 1, 2023

Specimens

Samples of this EQA round were human plasma or serum, each of which originated from a single donor. Based on the pre-testing and the results obtained in the round, the samples were homogeneous, stable and suitable for the external quality assessment scheme. The materials were sent without temperature control packaging.

The expected results were as follows:

Sample S001 (LQ774623011)

VZVAb	Positive
VZVAbG	Positive
VZVAbM	Negative
Clinical interpretation	Old immunity or vaccinated

Sample S002 (LQ774623012)

VZVAb	Positive
VZVAbG	Positive
VZVAbM	Negative
Clinical interpretation	Old immunity or vaccinated

Sample S003 (LQ774623013)

VZVAb	Negative
VZVAbG	Negative
VZVAbM	Negative
Clinical interpretation	No detectable VZV antibodies

Pre-test methods: a commercial test kit for IgG and IgM antibodies.

Report info

Please see the description of the data analysis on the last page of the laboratory-specific reports and global reports. It is important to read the Final report first, because it contains important information of the samples and results in each round.

Comments – Expert

Sample S001 was positive for VZV IgG antibodies and negative for IgM antibodies. Clinical interpretation was “old immunity or vaccinated”. All reported results were as expected.

Sample S002 was also positive for varicella-zoster virus IgG antibodies and negative for IgM antibodies. The expected clinical interpretation was old immunity or vaccinated. Four borderline IgM results were reported and of those a clinical interpretation “an acute or a recent infection” was given by three laboratories.

Sample S003 was negative for VZV IgG and IgM antibodies. Clinical interpretation was “No detectable VZV antibodies”. All reported results were as expected.

The overall success rate for the round was 98.3%

Exceptions in scoring

No exceptions.

2023-03-03

FINAL REPORT

Product no. 5665

Subcontracting: Sample pretesting

Samples sent	2023-01-24
Round closed	2023-02-16
Expected results	2023-02-17
Final report	2023-03-03

Request for correction

Typing errors in laboratory’s result forms are on laboratory’s responsibility. Labquality accepts responsibility only for result processing. Requests must be notified by writing within three weeks from the date of this letter.

Authorized by

EQA Coordinator
Mira Saarinen
mira.h.saarinen@labquality.fi

Expert

Docent
Tytti Vuorinen,
TUCH, UTU, Turku, Finland

Labquality Oy

Kumpulantie 15
FI-00520 HELSINKI
Finland

Tel. + 358 9 8566 8200

Fax + 358 9 8566 8280

info@labquality.fi

www.labquality.com



End of report

Copyright © Labquality Oy

Labquality does not permit any reproduction for commercial purposes of any portion of the material subject to this copyright. Labquality prohibits any use of its name, or reference to Labquality EQA program, or material in this report in any advertising, brochures or other commercial publications. Labquality EQA data do not necessarily indicate the superiority of instruments, reagents, testing equipments or materials used by participating laboratories. Use of Labquality EQA data to suggest superiority or inferiority of equipments or materials may be deceptive and misleading. Proficiency test results are handled confidentially. Labquality will not issue any statements to third parties of the performance of laboratories in external quality assessment schemes unless otherwise agreed.