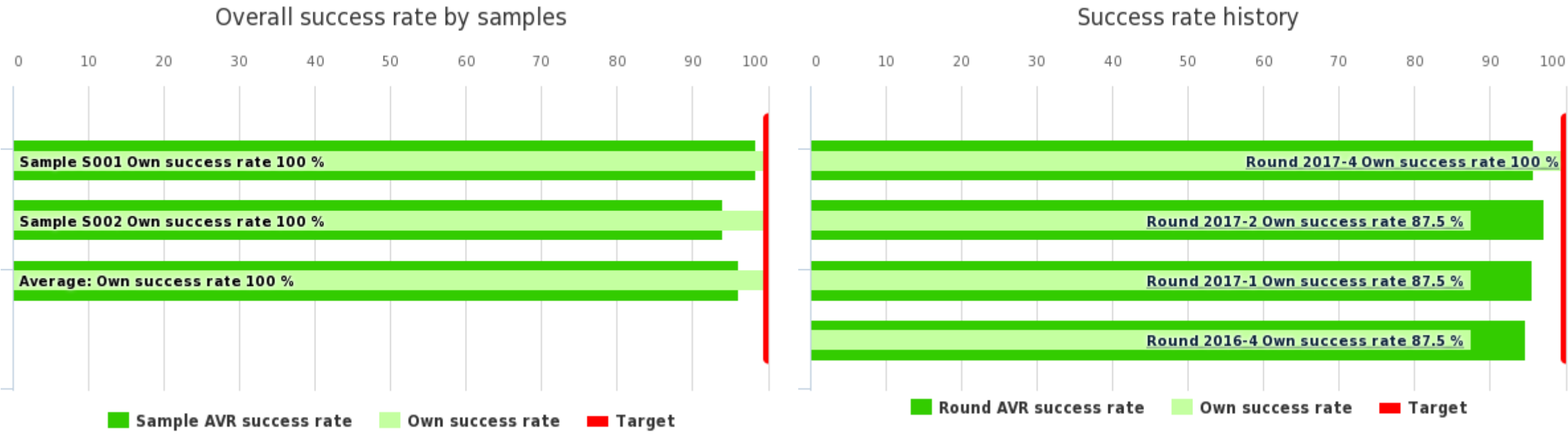


Client report

	No of participants	No of responded participants	Response percentage
Borrelia burgdorferi, antibodies, January, 1-2018	59	56	94.9 %

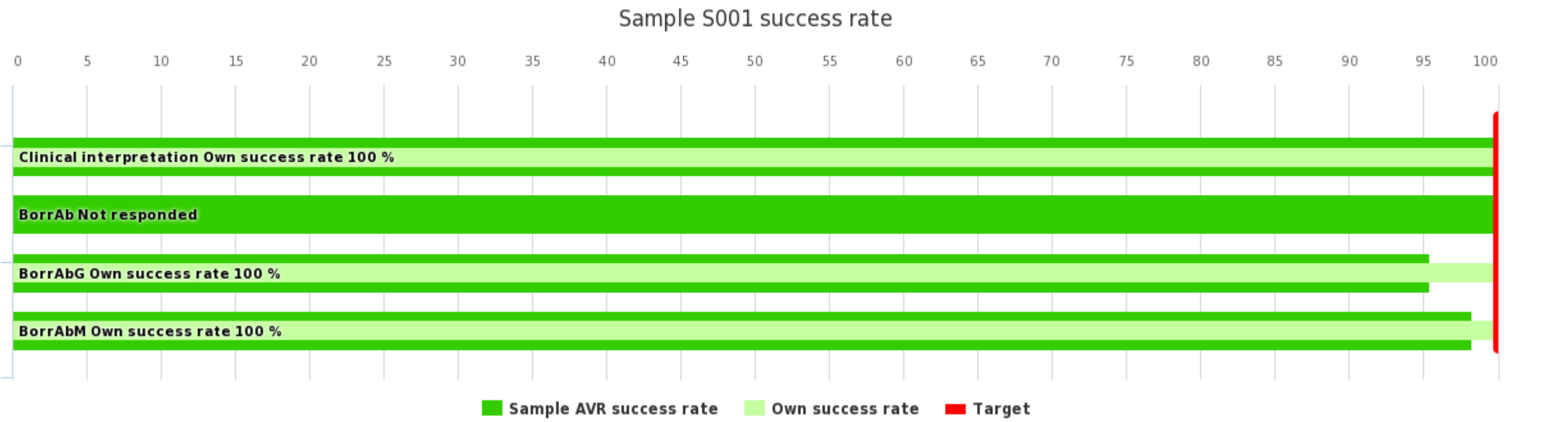
Summary



Summary	Own score	Max score	Own success rate	Difference	AVR success rate
Sample S001	8	8	100 %	1.6 %	98.4 %
Sample S002	8	8	100 %	6 %	94 %
Average:			100 %	3.8 %	96.2 %

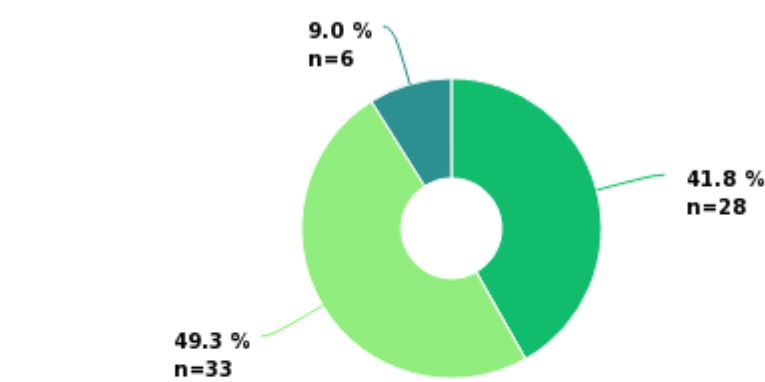
History	Test nr.	Own success rate	Difference	AVR success rate
Round 2017-4	1-1	100 %	4.2 %	95.8 %
Round 2017-2	1-1	87.5 %	-9.7 %	97.2 %
Round 2017-1	1-1	87.5 %	-8.1 %	95.6 %
Round 2016-4	1-1	87.5 %	-7.3 %	94.8 %

Sample S001



Sample S001 results	Responded	Own score	Max score	Own success rate	Difference	AVR success rate	Count
	Clinical interpretation	4	4	100 %	0 %	100 %	67
	BorrAb	-	-	-	-	100 %	5
	BorrAbG	2	2	100 %	4.6 %	95.4 %	65
	BorrAbM	2	2	100 %	1.7 %	98.3 %	59
Total:		8	8	100 %	1.6 %	98.4 %	196

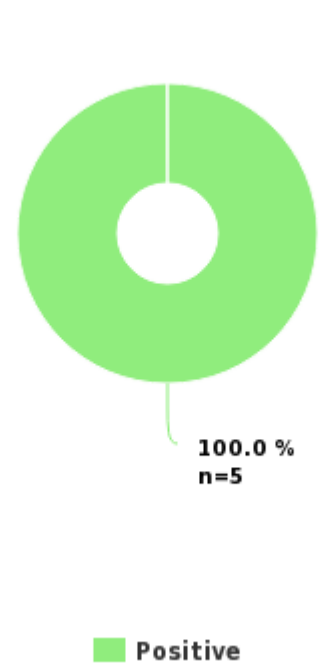
Sample S001 Clinical interpretation



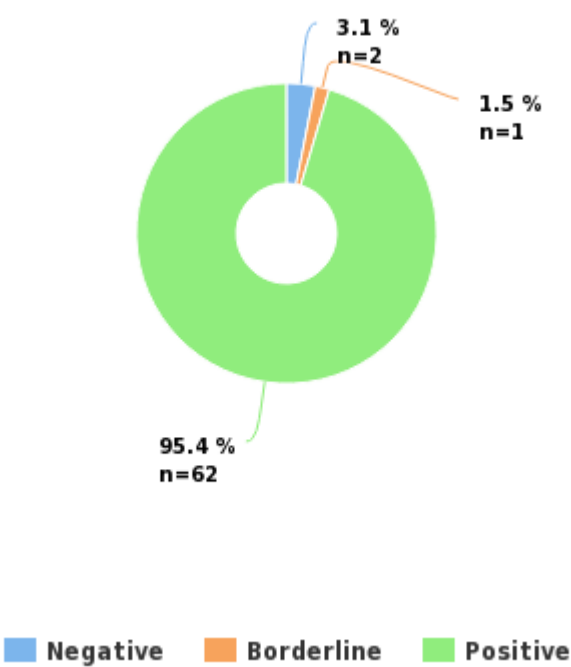
Sign of past or on-going infection
Positive, referred for confirmation
Our laboratory does not give a clinical interpretation to the physician

Clinical interpretation	Interpretation	Interpretation count	Own score	Max score	Own success rate	Difference	AVR success rate
	<input checked="" type="radio"/> Sign of past or on-going infection	28	4	4	100 %	0 %	100 %
	Positive, referred for confirmation	33					100 %
	Our laboratory does not give a clinical interpretation to the physician	6					-
	Total:	67	4	4	100 %	0 %	100 %

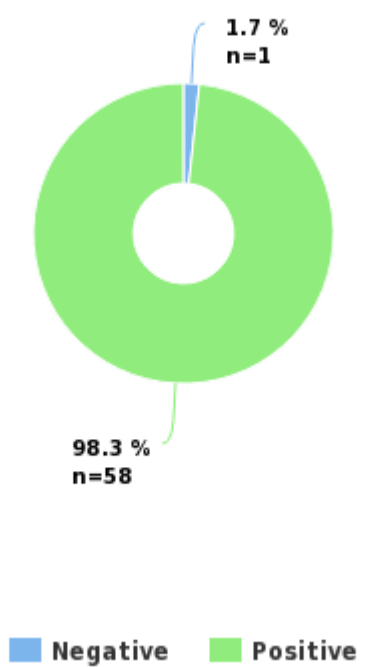
Sample S001 BorrAb



Sample S001 BorrAbG



Sample S001 BorrAbM



BorrAb	Interpretation	Method	Interpretation count	Method count	Own score	Max score	Own success rate	Difference	AVR success rate
	Positive		5						100 %
		Immunetics C6-LYME-ELISA		5					
	Total:		5		-	-	-	-	100 %

Own device: Alegria

BorrAbG	Interpretation	Method	Interpretation count	Method count	Own score	Max score	Own success rate	Difference	AVR success rate
	Negative		2						0 %
		Mikrogen Line Blot Recomblot IgG		1					
		Thermo Scientific IDEIA Borrelia Burgdorferi IgG		1					
	Borderline		1						0 %
		In-house IFA		1					
	Positive		62		2	2	100 %	0 %	100 %
		Biomedica Borrelia IgG ELISA Recomb.		1					
		bioMérieux VIDAS Lyme IgG		14					
		Diasorin LIAISON Borrelia IgG		19					
		DRG Borrelia IgG Line Assay		1					
		Euroimmun Anti-Borrelia plus VlsE Elisa IgG		1					
		Euroimmun Anti-Borrelia Select ELISA IgG		1					
		Euroimmun Lyme screen ELISA IgG		1					
		Euroimmun Westernblot/ EUROLINE-WB IgG		3					
		In-house Borrelia IgG ELISA		1					
		Mikrogen ELISA Recomwell IgG/IgM		1					
		Mikrogen Line Blot Recomblot IgG		2					
		Mikrogen recomBead Borrelia IgG		1					
		Mikrogen recomLine Borrelia IgG		1					
		Orgentec Borrelia IgG Recomb.		4					
		Siemens Enzygnost Borreliosis IgG		8					
		Vircell VirClia Borrelia IgG		1					
		Virotech Borrelia afzelii + VlsE IgG Europe ELISA		1					
		Virotech Borrelia Europe plus Tpn17 LINE IgG		1					
	Total:		65		2	2	100 %	4.6 %	95.4 %

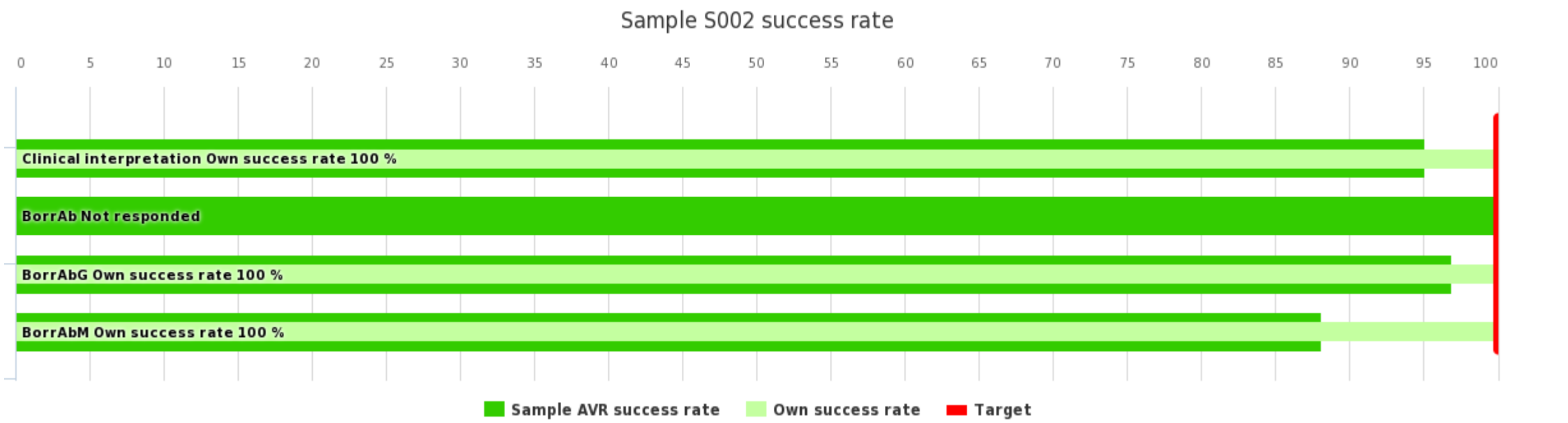
Own device: Alegria

BorrAbM	Interpretation	Method	Interpretation count	Method count	Own score	Max score	Own success rate	Difference	AVR success rate
	Negative		1						0 %
		In-house IFA		1					
	Positive		58		2	2	100 %	0 %	100 %
		Biomedica Borrelia IgM ELISA Recomb.		1					

Copyright © Labquality Oy
Labquality does not permit any reproduction for commercial purposes of any portion of the material subject to this copyright. Labquality prohibits any use of its name, or reference to Labquality EQA program, or material in this report in any advertising, brochures or other commercial publications. Labquality EQA data do not necessarily indicate the superiority of instruments, reagents, testing equipments or materials used by participating laboratories. Use of Labquality EQA data to suggest superiority or inferiority of equipments or materials may be deceptive and misleading. Proficiency test results are handled confidentially. Labquality will not issue any statements to third parties of the performance of laboratories in external quality assessment schemes unless otherwise agreed.

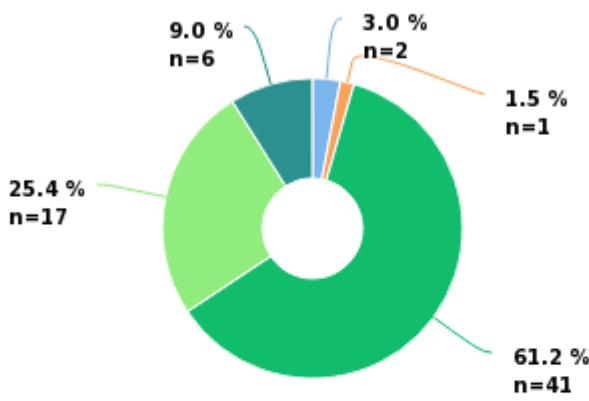
		bioMérieux VIDAS Lyme IgM		12					
		Diasorin LIAISON Borrelia IgM		16					
		DRG Borrelia IgM Line Assay		1					
		Euroimmun Lyme screen ELISA IgM		3					
		Euroimmun Westernblot/ EUROLINE-WB IgM		3					
		In-house Borrelia IgM ELISA		1					
		Mikrogen Line Blot Recomblot IgM		3					
		Mikrogen recomBead Borrelia IgM		1					
		Mikrogen recomLine Borrelia IgM		1					
		● Orgentec Borrelia IgM Recomb.		4					
		Siemens Enzygnost Borreliosis IgM		8					
		Thermo Scientific IDEIA Borrelia Burgdorferi IgM		1					
		Vircell VirClia Borrelia IgM		1					
		Virotech Borrelia afzelii IgM ELISA		1					
		Virotech Borrelia Europe LINE IgM Line Immunoblot		1					
	Total:		59		2	2	100 %	1.7 %	98.3 %

Sample S002



Sample S002 results	Responded	Own score	Max score	Own success rate	Difference	AVR success rate	Count
	Clinical interpretation	4	4	100 %	4.9 %	95.1 %	67
	BorrAb	-	-	-	-	100 %	5
	BorrAbG	2	2	100 %	3.1 %	96.9 %	65
	BorrAbM	2	2	100 %	11.9 %	88.1 %	59
Total:		8	8	100 %	6 %	94 %	196

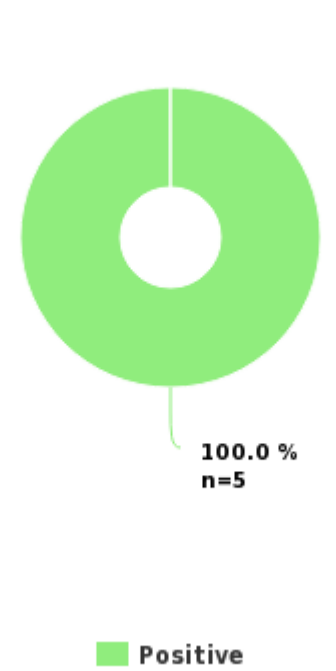
Sample S002 Clinical interpretation



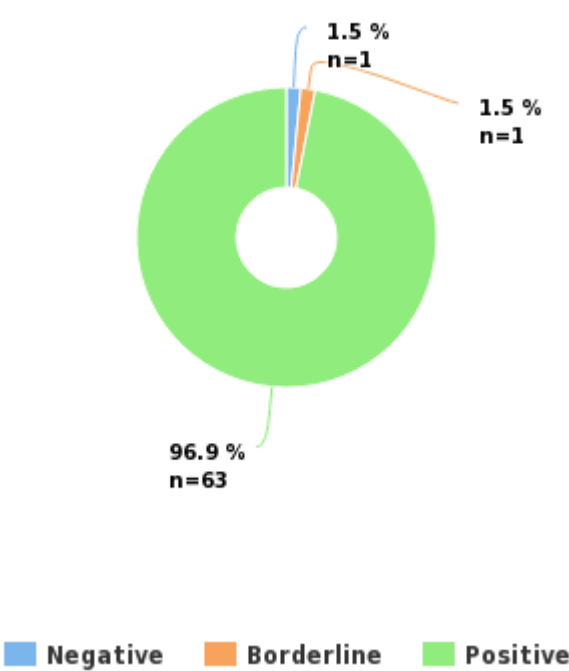
Negative, no evidence of infection
Bordeline, follow-up sample requested
Sign of past or on-going infection
Positive, referred for confirmation
Our laboratory does not give a clinical interpretation to the physician

Clinical interpretation	Interpretation	Interpretation count	Own score	Max score	Own success rate	Difference	AVR success rate
	Negative, no evidence of infection	2					0 %
	Bordeline, follow-up sample requested	1					0 %
	<input checked="" type="radio"/> Sign of past or on-going infection	41	4	4	100 %	0 %	100 %
	Positive, referred for confirmation	17					100 %
	Our laboratory does not give a clinical interpretation to the physician	6					-
	Total:	67	4	4	100 %	4.9 %	95.1 %

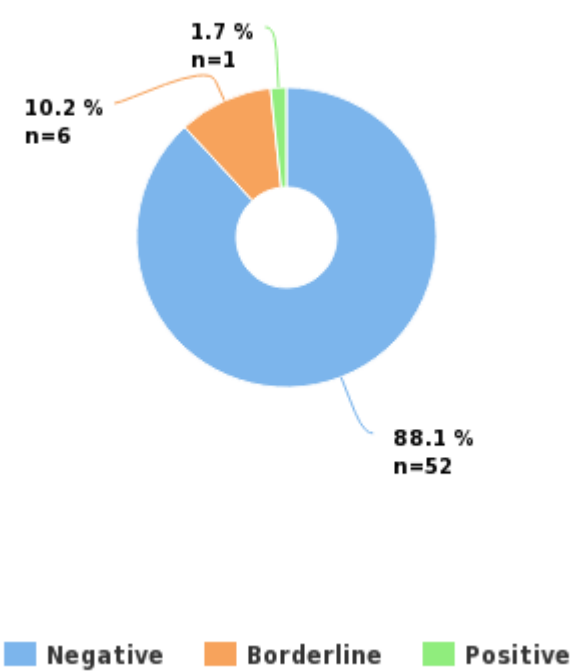
Sample S002 BorrAb



Sample S002 BorrAbG



Sample S002 BorrAbM



BorrAb	Interpretation	Method	Interpretation count	Method count	Own score	Max score	Own success rate	Difference	AVR success rate
	Positive		5						100 %
		Immunetics C6-LYME-ELISA		5					
	Total:		5		-	-	-	-	100 %

Own device: Alegria

BorrAbG	Interpretation	Method	Interpretation count	Method count	Own score	Max score	Own success rate	Difference	AVR success rate
	Negative		1						0 %
		Thermo Scientific IDEIA Borrelia Burgdorferi IgG		1					
	Borderline		1						0 %
		bioMérieux VIDAS Lyme IgG		1					
	Positive		63		2	2	100 %	0 %	100 %
		Biomedica Borrelia IgG ELISA Recomb.		1					
		bioMérieux VIDAS Lyme IgG		13					
		Diasorin LIAISON Borrelia IgG		19					
		DRG Borrelia IgG Line Assay		1					
		Euroimmun Anti-Borrelia plus VlsE Elisa IgG		1					
		Euroimmun Anti-Borrelia Select ELISA IgG		1					
		Euroimmun Lyme screen ELISA IgG		1					
		Euroimmun Westernblot/ EUROLINE-WB IgG		3					
		In-house IFA		1					
		In-house Borrelia IgG ELISA		1					
		Mikrogen ELISA Recomwell IgG/IgM		1					
		Mikrogen Line Blot Recomblot IgG		3					
		Mikrogen recomBead Borrelia IgG		1					
		Mikrogen recomLine Borrelia IgG		1					
		Orgentec Borrelia IgG Recomb.		4					
		Siemens Enzygnost Borreliosis IgG		8					
		Vircell VirClia Borrelia IgG		1					
		Virotech Borrelia afzelii + VlsE IgG Europe ELISA		1					
		Virotech Borrelia Europe plus Tpn17 LINE IgG		1					
	Total:		65		2	2	100 %	3.1 %	96.9 %

Own device: Alegria

BorrAbM	Interpretation	Method	Interpretation count	Method count	Own score	Max score	Own success rate	Difference	AVR success rate
	Negative		52		2	2	100 %	0 %	100 %
		Biomedica Borrelia IgM ELISA Recomb.		1					
		bioMérieux VIDAS Lyme IgM		5					
		Diasorin LIAISON Borrelia IgM		16					

Copyright © Labquality Oy
Labquality does not permit any reproduction for commercial purposes of any portion of the material subject to this copyright. Labquality prohibits any use of its name, or reference to Labquality EQA program, or material in this report in any advertising, brochures or other commercial publications. Labquality EQA data do not necessarily indicate the superiority of instruments, reagents, testing equipments or materials used by participating laboratories. Use of Labquality EQA data to suggest superiority or inferiority of equipments or materials may be deceptive and misleading. Proficiency test results are handled confidentially. Labquality will not issue any statements to third parties of the performance of laboratories in external quality assessment schemes unless otherwise agreed.

		DRG Borrelia IgM Line Assay		1					
		Euroimmun Lyme screen ELISA IgM		3					
		Euroimmun Westernblot/ EUROLINE-WB IgM		3					
		In-house IFA		1					
		In-house Borrelia IgM ELISA		1					
		Mikrogen Line Blot Recomblot IgM		3					
		Mikrogen recomBead Borrelia IgM		1					
		Mikrogen recomLine Borrelia IgM		1					
		🕒 Orgentec Borrelia IgM Recomb.		4					
		Siemens Enzygnost Borreliosis IgM		8					
		Thermo Scientific IDEIA Borrelia Burgdorferi IgM		1					
		Vircell VirClia Borrelia IgM		1					
		Virotech Borrelia afzelii IgM ELISA		1					
		Virotech Borrelia Europe LINE IgM Line Immunoblot		1					
	Borderline		6						0 %
		bioMérieux VIDAS Lyme IgM		6					
	Positive		1						0 %
		bioMérieux VIDAS Lyme IgM		1					
	Total:		59		2	2	100 %	11.9 %	88.1 %